

ViaCheck™

Viability Instrument Standards



BEADS • ABOVE THE REST



Image-based instrument viability controls offering discrete “live” and “dead” populations delivered in customizable ratios and concentrations

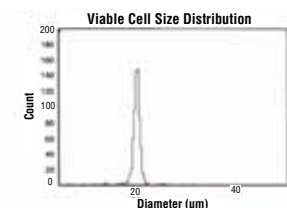
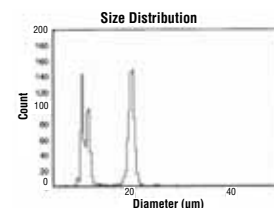

Description

Trypan blue dye exclusion is a common method for the determination of cell viability. It is used extensively in cell and tissue culture programs, and for a range of research studies including apoptosis, cytopathic effects of viral infection, and effects of sample processing methods on cell viability and concentration.

Instrumental methods for cell viability analysis provide significant advantages over manual determinations, offering high accuracy, precision, and throughput. However, as with any analytical instrument, it is important to implement a QC program to ensure confidence in results.

ViaCheck Viability Instrument Standards are an addition to our extensive line of microsphere standards for instrument QC. ViaCheck standards mimic the light scattering characteristics of live and dead cells in the trypan blue dye exclusion method, and may be used to confirm the capabilities and verify the performance of image-based cell viability instruments. The standards are available in a range of common concentrations and live/dead ratios.

Photograph and ViCell XR data of ViaCheck 50% Viability Control particles



RESULTS

Cell Count	1286
Viable Cell Count	677
Viability (%)	52.6
Total Cells/mL (x 1.0E6)	1.32
Viable Cells/mL (x 1.0E6)	0.69
Average Diameter (µm)	15.98
Average Circularity	0.95
Images	50
Average Cells/Image	25.7
Average Background Intensity	205

ViaCheck™

Cat. # Product Description

VC10B	ViaCheck™ 0% Viability Control
VC20B	ViaCheck™ 50% Viability Control
VC30B	ViaCheck™ 75% Viability Control
VC40B	ViaCheck™ 90% Viability Control
VC50B	ViaCheck™ 100% Viability Control
VC60N	ViaCheck™ Concentration Control (1 x 10 ⁶)
VC70N	ViaCheck™ Concentration Control (4 x 10 ⁶)
VC80N	ViaCheck™ Concentration Control (8 x 10 ⁶)



Bangs Laboratories supplies a large variety of uniform polymeric and silica microsphere products setting the standards for diagnostic, research, and flow cytometry applications. No matter the project, we have a product that serves or we'll work to custom-design a solution to fit. And that's not the half of it.

We also stand behind our products. Regardless of the size of your question or the size of your company, we offer tech support, absolutely free.

Sound interesting? Give us a call.



317.570.7020

BSS 034 – ViaCheck™. Revision 1.01