

# Fluorescent Intensity Standards

## Dragon Green and Flash Red



BEADS • ABOVE THE REST



**Bangs Laboratories offers two Fluorescent Intensity Standard Kits for use in biological applications or as part of a comprehensive QC program.**

Intensity standards have many applications both in QC programs and in biological analyses. Intensity standards can be utilized as a relative intensity standard with which to compare stained biological samples, or as a linearity standard for flow cytometry applications.

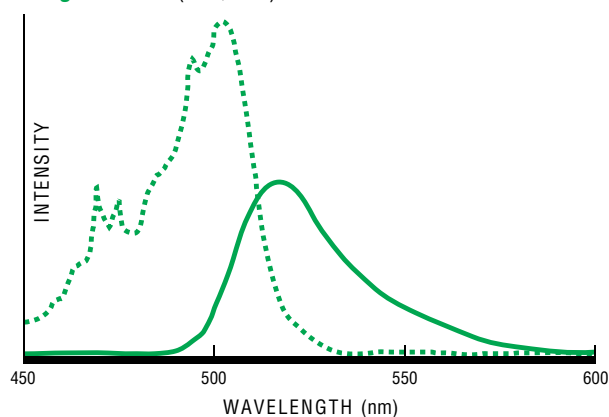
Bangs Laboratories offers two intensity standards for these applications: Dragon Green and Flash Red. Both the Dragon Green Intensity Standard and the Flash Red Intensity Standard are kits consisting of five populations of  $\sim 8\mu\text{m}$  polystyrene-based microspheres dyed with increasing amounts of their respective fluorophores. The different intensity populations may serve as relative intensity standards for applications in fluorescence microscopy, where, as internally-dyed beads, they will stand up to the rigors of imaging.

The beads may also serve as bright relative intensity or linearity standards for flow cytometry; ask about our QuickCal® Linearity Template if this is your interest.

### Dragon Green Intensity Standard

The Dragon Green Intensity Standard is a kit consisting of five populations of  $\sim 8\mu\text{m}$  polystyrene-based microspheres dyed with increasing amounts of Dragon Green fluorophore. Dragon Green is an excellent spectral surrogate for fluorescein and is suitable for use with fluorescein filter sets.

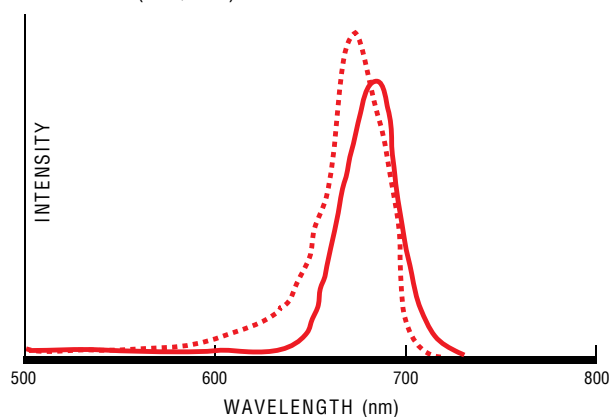
#### Dragon Green (480, 520)



### Flash Red Intensity Standard

The Flash Red Intensity Standard is a kit consisting of five populations of  $\sim 8\mu\text{m}$  polystyrene-based microspheres dyed with increasing amounts of Flash Red fluorophore. As Flash Red is spectrally similar to Cy<sup>TM</sup>5, traditional red fluorophore filter sets (e.g. Cy5 for the microscope; PE-Cy5 or APC on the cytometer) may be used with this standard.

#### Flash Red (660, 690)



## INTENSITY STANDARDS

### Cat. # Product Description

DG06M Dragon Green Intensity Standard

FR06M Flash Red Intensity Standard

## QUICKCAL®

### Free Flow Cytometry Data Analysis

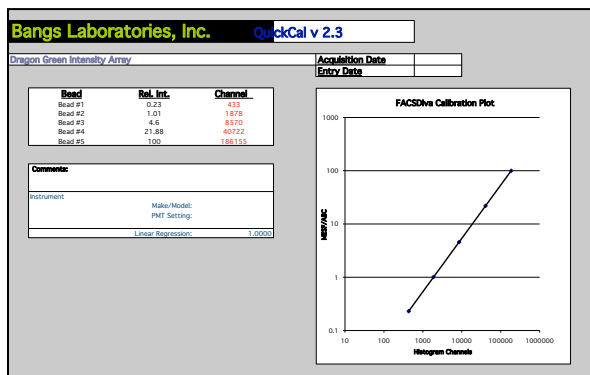
QuickCal® v. 2.3

## QUICKCAL® v. 2.3 DATA ANALYSIS PROGRAM

### What is QuickCal?

QuickCal v. 2.3 utilizes pre-programmed spreadsheet templates to generate a standard curve associating the intensity of the stained samples to the bead % fluorescence intensity. It is also used to assess the linearity of fluorescence response.

Call us for a QuickCal linearity template for applications in flow cytometry.



**Bangs Laboratories** supplies a large variety of uniform polymeric and silica microsphere products setting the standards for diagnostic, research, and flow cytometry applications. No matter the project, we have a product that serves or we'll work to custom-design a solution to fit. And that's not the half of it.

We also stand behind our products. Regardless of the size of your question or the size of your company, we offer tech support, absolutely free.

**Sound interesting? Give us a call.**

**317.570.7020**

Intensity Standards. Revision 1.01