

# Flow Cytometry Small Bead Calibration Kits

## Instrument Resolution: How Low Can You Go?

Current applications in flow cytometry extend far beyond traditional lymphocyte immunophenotyping, with some involving the analysis of very small particles such as platelet- and endothelial-derived microparticles, microbial species, and exosomes.

Our Small Bead Calibration Kits allow operators to verify the resolution capabilities of the flow cytometer, as size references, and to establish appropriate instrument settings for analysis. We offer the following kits to span a range of needs, and users are welcome to combine kits as needed.

Nanobead Calibration Kit – nominal diameters of 50nm and 100 nm

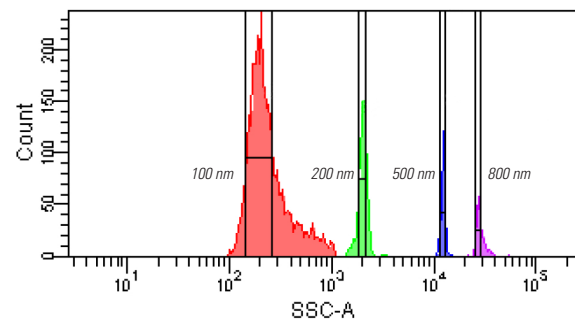
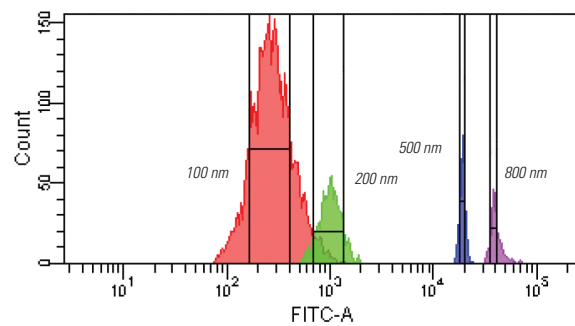
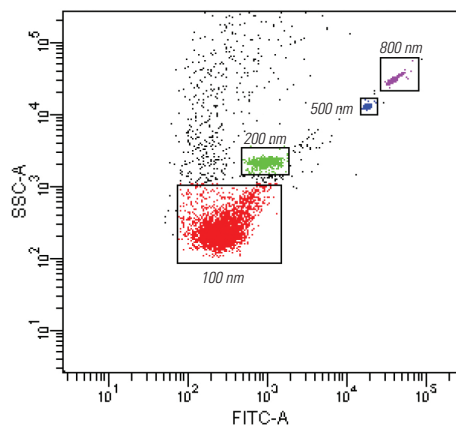
Submicron Bead Calibration Kit - nominal diameters of 0.2 $\mu$ m, 0.5 $\mu$ m, and 0.8 $\mu$ m

Micron Bead Calibration Kit - nominal diameters 1.0 $\mu$ m, 3.0 $\mu$ m, and 6.0 $\mu$ m

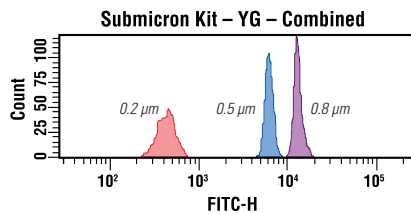
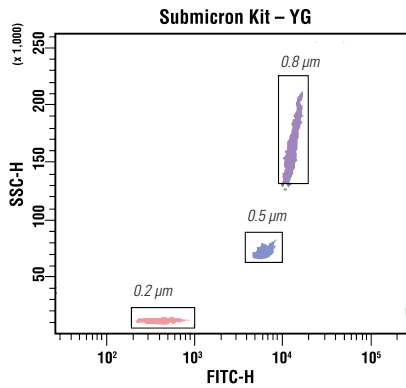
### Expected Results

The following dot plots and histograms demonstrate results obtained on a standard BD LSRII or FACSCanto II. The resolution capabilities of instruments can differ, and results may vary depending upon the specific instrument model and any specialized components or modifications. Microspheres are internally dyed with our YG fluorophore, permitting gating via SSC / green fluorescence. Small particles present particular challenges in flow cytometry, and users may or may not be able to conduct FSC (size)-based gating or discern over background. It may also be necessary to adjust thresholds and voltages to achieve separation of the populations.

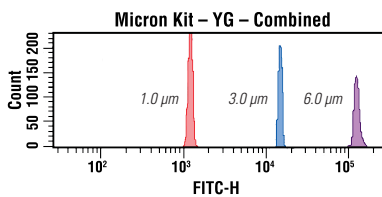
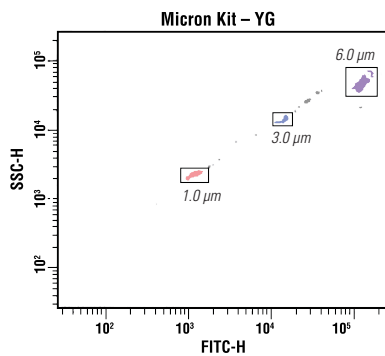
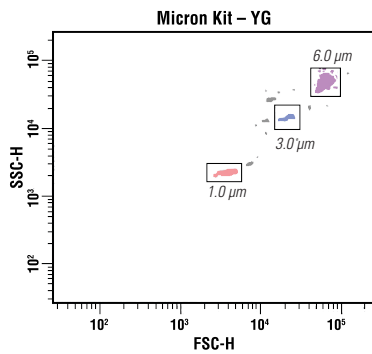
### Nanobead & Submicron Calibration Kit



### Submicron Bead Calibration Kit



### Micron Bead Calibration Kit



### SMALL BEAD CALIBRATION KITS

Cat. #	Product Description
832	Submicron Bead Calibration Kit • 0.2μm, 0.5μm, 0.8μm
833	Micron Bead Calibration Kit • 1.0μm, 3.0μm, 6.0μm
834	Nanobead Calibration Kit • 50nm, 100nm




**Bangs Laboratories** manufactures magnetic, polymeric and silica microsphere products setting the standards for diagnostic, research, and flow cytometry applications. No matter the project, we have a product that serves or we'll work to custom-design a solution to fit. And that's not the half of it.


We also stand behind our products. Regardless of the size of your question or the size of your company, we offer tech support, absolutely free.

Sound interesting? 

Visit: [www.bangslabs.com](http://www.bangslabs.com)

 @particledoc

 [info@bangslabs.com](mailto:info@bangslabs.com)

 800.387.0672