

# Flow Cytometry Compensation Standards

## Compensation controls for multicolor assays



### Bangs Compensation Offerings

Proper fluorescence compensation requires a reference material labeled with the same fluorochromes as the stained cell sample. Such standards are used to determine the correct percentage of fluorescence signal to be subtracted from the other channels. To that end, Bangs offers a broad portfolio of standards for color compensation. Our offerings include beads that may be labeled with the antibody conjugate or amine-reactive dye of choice, as well as reference standards pre-labeled with common fluorophores.

### FLOW CYTOMETRY PROTEIN A AND PROTEIN G ANTIBODY BINDING BEADS


#### Antibody Binding Compensation Kit

Our single population Flow Cytometry Protein A and Protein G Antibody Binding Beads are suitable for binding a range of antibodies, and may be used as reference beads for flow cytometry. Protein G is a strong binder of goat and rabbit antibodies, and Protein A binds hamster antibodies. An unlabeled population or our Certified Blank™ may be used with the labeled population for compensation purposes. See [Product Data Sheet 854](#) for additional information.

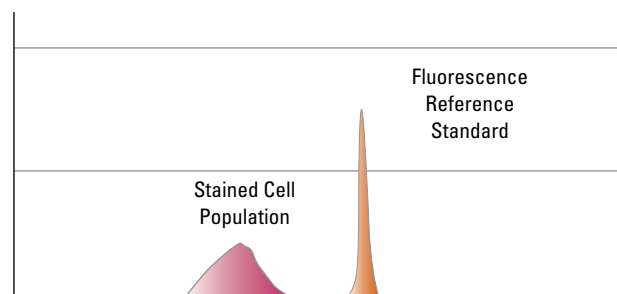
553 Flow Cytometry Protein A Antibody Binding Beads

554 Flow Cytometry Protein G Antibody Binding Beads

**Visible Spectrum**



Catalog Code	Description	MW	Excitation (nm)	Emission (nm)	Purpose
890	Certified Blank™				reference
897	Acridine Orange	265	500	526	DNA/RNA
886	Alexa Fluor® 488	643	499	519	conjugate
887	Alexa Fluor® 647	1300	652	668	conjugate
901	Allophycocyanine (APC)	104k	650	660	conjugate
914	APC-Cy™7	104k	650	767	conjugate
898	Chlorophyll (a + b)	8014 (a)/907 (b)	430,453	642,662	plant pigment
895	Cy™5	792	649	666	conjugate
906	DAPI	277	350	470	DNA (A-T)
913	Far-Out Red	-	475,590	663	reference
891	Fluorescein	389	495	519	conjugate
894	Hoechst 33342	616	346	375,390	dsDNA
916	Pacific Blue™	339	410	455	conjugate
899	PE (R-Phycoerythrin)	240k	480,565	578	conjugate
908	PE-Cy™5	240k	480,565,650	670	conjugate
889	PE-Cy™7	240k	480	767	conjugate
909	PE-TR	240k	480,565,650	670	conjugate
892	Propidium Iodide	668	536	617	DNA intercalator
905	T.M. Rhodamine (TRITC, TAMRA)	430	557	576	conjugate
893	Texas Red® (Sulforhodamine)	625	589	615	conjugate
915	Violet Laser (Glacial Blue)	-	360	450	reference



Fluorescence Reference Standard providing point of reference for stained cell population.

## SIMPLY CELLULAR® COMPENSATION STANDARDS

### Anti-Mouse IgG, anti-Rat IgG, and anti-Human IgG Compensation Kits

The Simply Cellular® Compensation Standard is a mixture of two Simply Cellular® microsphere populations capable of binding high and low levels of the monoclonal IgG antibody used in your assay. Simply stain the Simply Cellular® Compensation Standard just as you would stain your cells. The resulting microspheres will appear “positive” in two different fluorescence intensities. The Simply Cellular® Compensation Standard is ideal for setting the compensation for less common fluorochromes or expanded panels. See [Product Data Sheets 850–852](#) for more details.

550	Simply Cellular® Compensation Standard (anti-Mouse IgG)
556	Simply Cellular® Compensation Standard - High (anti-Mouse IgG)
551	Simply Cellular® Compensation Standard (anti-Rat IgG)
552	Simply Cellular® Compensation Standard (anti-Human IgG)

## VIABILITY DYE COMPENSATION STANDARD

Viability Dye Compensation Standards are suitable for labeling with LIVE / DEAD® stains or other amine-reactive dyes to generate compensation standards for flow cytometric analyses. Beads are not suitable for labeling with DNA stains such as propidium iodide, DAPI, or SYTOX®, and users should contact us for discussion if uncertain as to the compatibility of a specific dye or stain. Supplied at ~1e+7 beads/mL. See [Product Data Sheet 853](#) for more information.

450	Viability Dye Compensation Standard, 4µm
451	Viability Dye Compensation Standard, 8µm

## SIMPLY CELLULAR® ANTI-MOUSE FOR VIOLET LASER Calibration Beads for the Routine Set-Up and QC of Flow Cytometers

The Simply Cellular® anti-Mouse IgG standard for the Violet Laser features microspheres comprised of a proprietary matrix that exhibits low autofluorescence with violet excitation. Beads are suitable for labeling with mouse mAbs conjugated with violet fluorochromes, and for use as a compensation or general reference standard for detectors off of the violet laser. Beads are also suitable for use with other fluorochromes and lasers / detectors, e.g. 488nm, 633nm. The Simply Cellular® anti-Mouse for Violet Laser standard is supplied as 2 populations: 1 blank and 1 high-binding anti-Mouse IgG (Fc-specific) population. See [Product Data Sheet 835](#) for more information.

835	Simply Cellular® anti-Mouse for Violet Laser
915	Violet Laser Fluorescent Reference Standard

## FITC / PE COMPENSATION STANDARD

### Pre-labeled Compensation Kit

The FITC / PE Compensation Standard provides an easy, cost effective means of setting compensation. The kit is composed of four microsphere populations: one labeled with FITC, one with PE, one with both FITC and PE, and a population of AutoFluor™ microspheres. AutoFluor™ microspheres exhibit autofluorescence similar to unstained lymphocytes, and act as a “blank” for compensation purposes. See [Product Data Sheet 820](#) for further details.

820	FITC/PE Compensation Standard
-----	-------------------------------

### COMPENSATION STANDARDS

Cat. #	Product Description
820	FITC/PE Compensation Standard
550	Simply Cellular® Compensation Standard (anti-Mouse IgG)
556	Simply Cellular® Compensation Standard - High (anti-Mouse IgG)
551	Simply Cellular® Compensation Standard (anti-Rat IgG)
552	Simply Cellular® Compensation Standard (anti-Human IgG)
835	Simply Cellular® anti-Mouse for Violet Laser
450	Viability Dye Compensation Standard, 4µm
451	Viability Dye Compensation Standard, 8µm
553	Flow Cytometry Protein A Antibody Binding Beads
554	Flow Cytometry Protein G Antibody Binding Beads
890	Certified Blank™ Fluorescence Reference Standard

Alexa Fluor®, LIVE / DEAD®, and SYTOX® are registered trademarks of Life Technologies Corporation.

Certified Blank™ and Simply Cellular® are trademarks or registered trademarks of Bangs Laboratories, Inc.



Bangs Laboratories manufactures magnetic, polymeric and silica microsphere products setting the standards for diagnostic, research, and flow cytometry applications. No matter the project, we have a product that serves or we'll work to custom-design a solution to fit. And that's not the half of it.


We also stand behind our products. Regardless of the size of your question or the size of your company, we offer tech support, absolutely free.


### Sound interesting?



Visit: [www.bangslabs.com](http://www.bangslabs.com)

 [@particledoc](https://twitter.com/particledoc)

 [info@bangslabs.com](mailto:info@bangslabs.com)

 800.387.0672